



Mass General Brigham
Mass Eye and Ear

My Hearing Appointment at the Pediatric Hearing Center





This is Mass Eye and Ear. I go here to visit my audiologist.


The audiologist is the doctor who helps me with my hearing.

Inside the hospital, I change my mask and rub sanitizer on my hands. Then, I go up the stairs or ride the elevator. Sometimes, I'm allowed to push the elevator button.



First, we check in at the desk. The people are so friendly!

Then, I sit in the waiting room where I can play with toys or read books.





When my name is called, I follow the audiologist down the hall.

I use a quiet voice and walk nicely to the listening room.

If the doctor says I can take off my mask, then I take it off.

We go into the listening room. This is called a booth.

The booth has tools the doctor uses to check my ears and what my ears can hear.





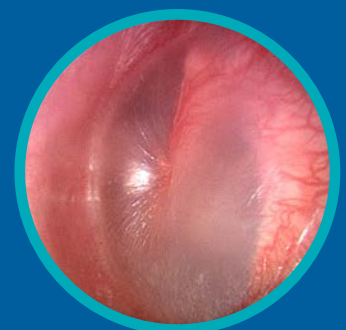
The audiologist looks inside my ears with an otoscope. This is a tool with a light that helps the doctor see my eardrum.

I hold very still while they look. If I need a break, I can ask for one.

Here is a picture of a healthy eardrum.



Otoscope




Healthy eardrum



Next, the audiologist puts headphones on me for a listening test. The headphones make sounds. This helps the audiologist understand what my ears can hear. Take a look at some of the headphones I might wear.



Headphones that fit over my ears



Headphones that have soft little tips that sit in my ears



Headphones that sit across my head like a headband

The audiologist tells me what to do next.

When I hear a sound, I might drop a toy in a bucket.

Sometimes I might raise my hand. I do this for every sound I hear, even if it's very quiet. If the audiologist tells me to say some words, then I say the words too.



Sometimes the audiologist will put squishy tips in my ears before another test.

This test takes a picture of how my eardrum moves. It is so easy and fast! I hold very still.

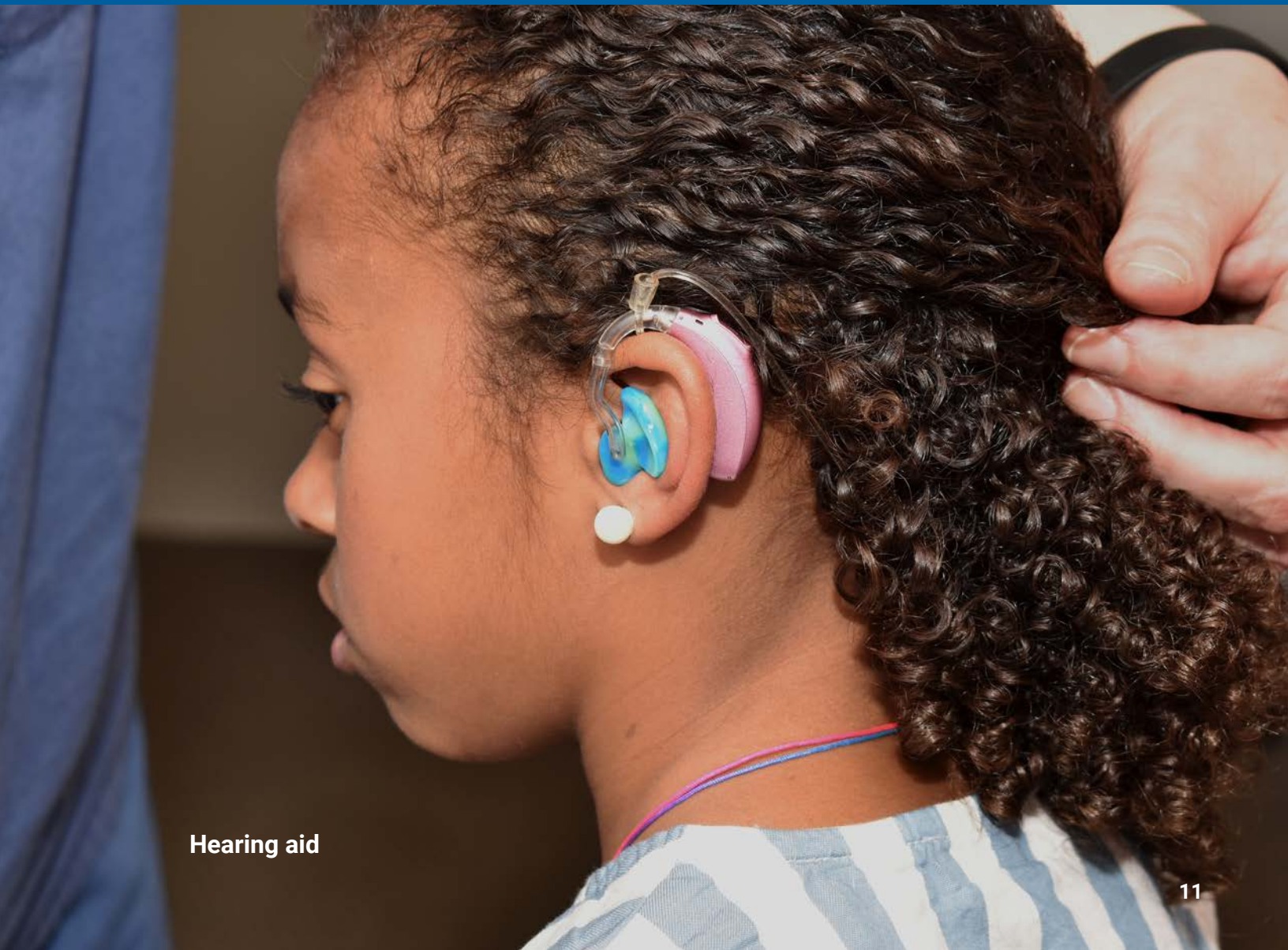


A tympanometer checks how my eardrums move



Some people use hearing aids, and other people use cochlear implants.

If they need to, the audiologist checks my devices.



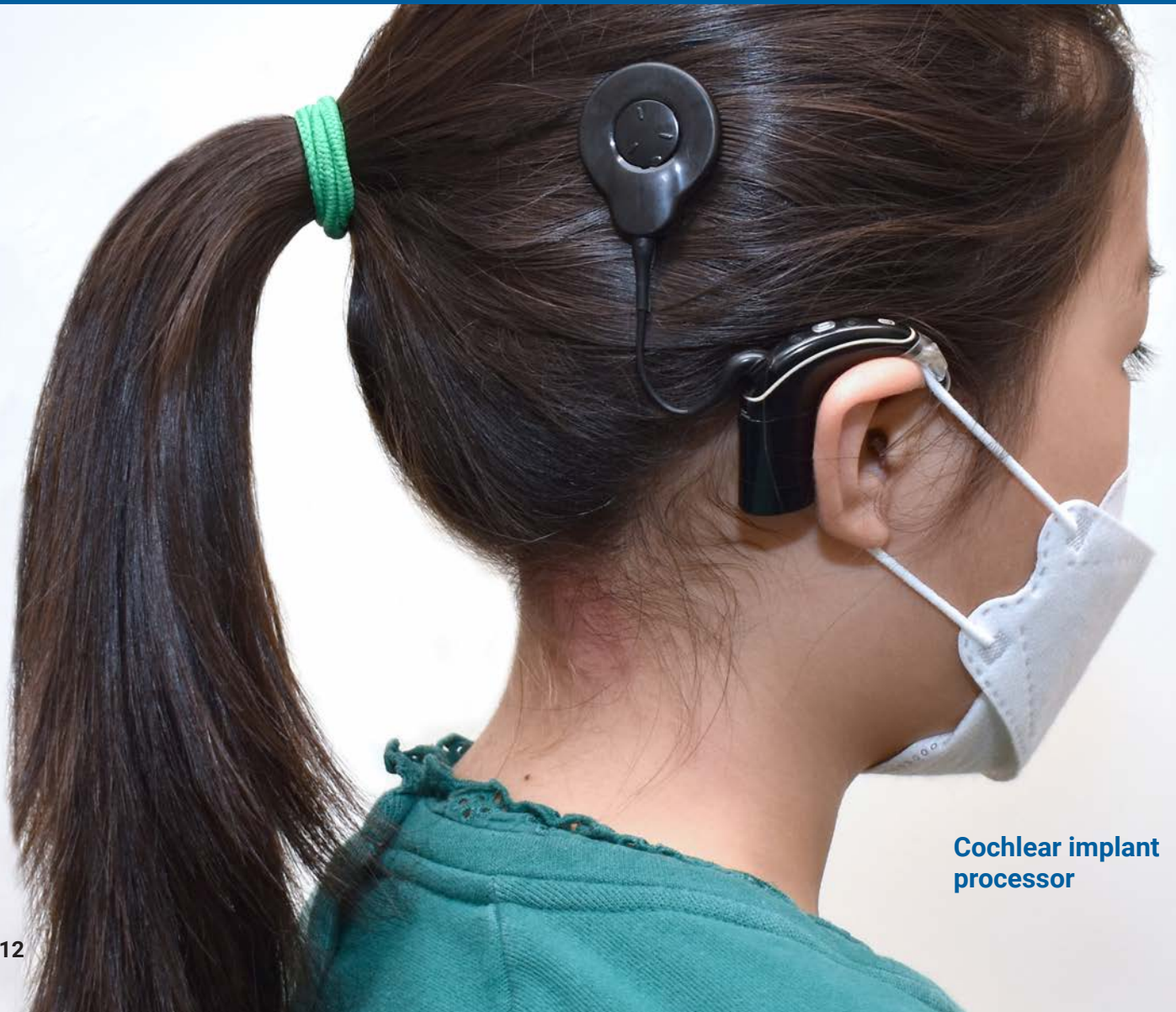
Hearing aid



Cochlear implant



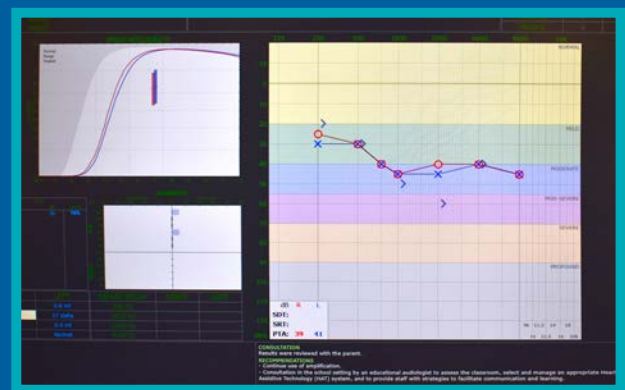
Hearing aids and earmolds



Cochlear implant processor



If I took my mask off, I put it back on when the audiologist tells me to. Then they can talk to me and my family about what my ears can hear.



An audiogram

Sometimes we look at a picture that shows my hearing, called an audiogram.

Now it's time to leave. We go back down the hallway, down the stairs or elevator and out the door.





Goodbye, Mass Eye and Ear!

Photography by Garyfallia Pagonis at Mass Eye and Ear.

